

Erratum: High Quality Labels on Included Graphics, using \Xy-pic , *TUGboat* 1, no. 8(3), pp. 151–158

Ross Moore

Editor’s note: The following figures appeared in *TUGboat* 1, no. 8(3), pp. 159-163, without frames, and we present them here, correctly printed using the `\UsePSframes` command from the \Xy-pic package.

Figure 1: Establishing an origin and coordinates.

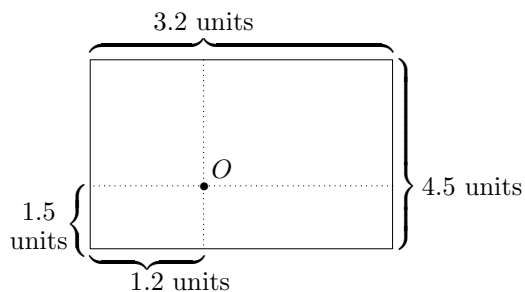


Figure 2: Axis labels on a weekly chart.

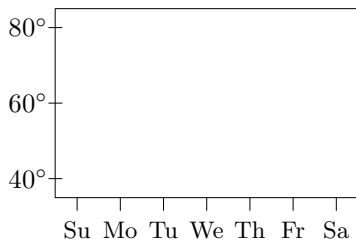


Figure 3: ...with rotated labels.

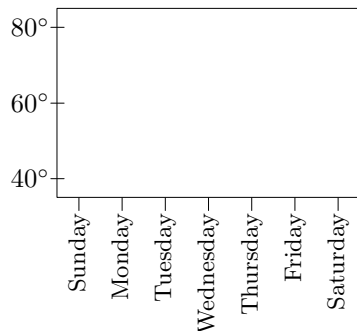


Figure 4: ...with horizontal grid-lines.

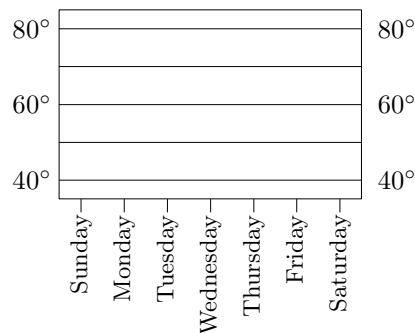
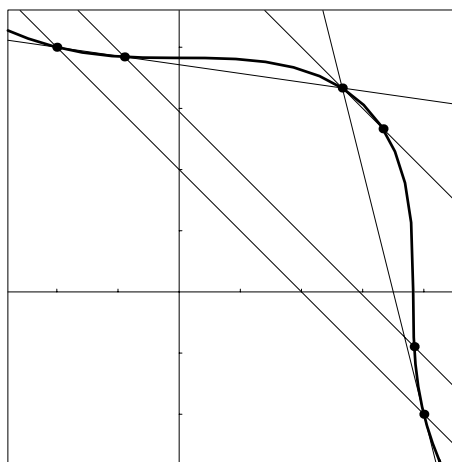


Figure 7: Original .eps graphic, with added frame...



framed contents of file:import1.eps